


B is for Banana

Lesson plan and activities



Key learning

- I know that bananas are grown in other hot countries.
- I understand that choosing Fairtrade bananas can make a difference to a banana farmer's life.
- I can act out parts of a banana's journey.


What we provide



Earth Cubs World Map



PowerPoint Presentation



Banana Photo Pack

Key Vocabulary

Farmer

transport

country

Equator

ripe

picked

washed

checked

destination

Teacher Notes

Quick Start

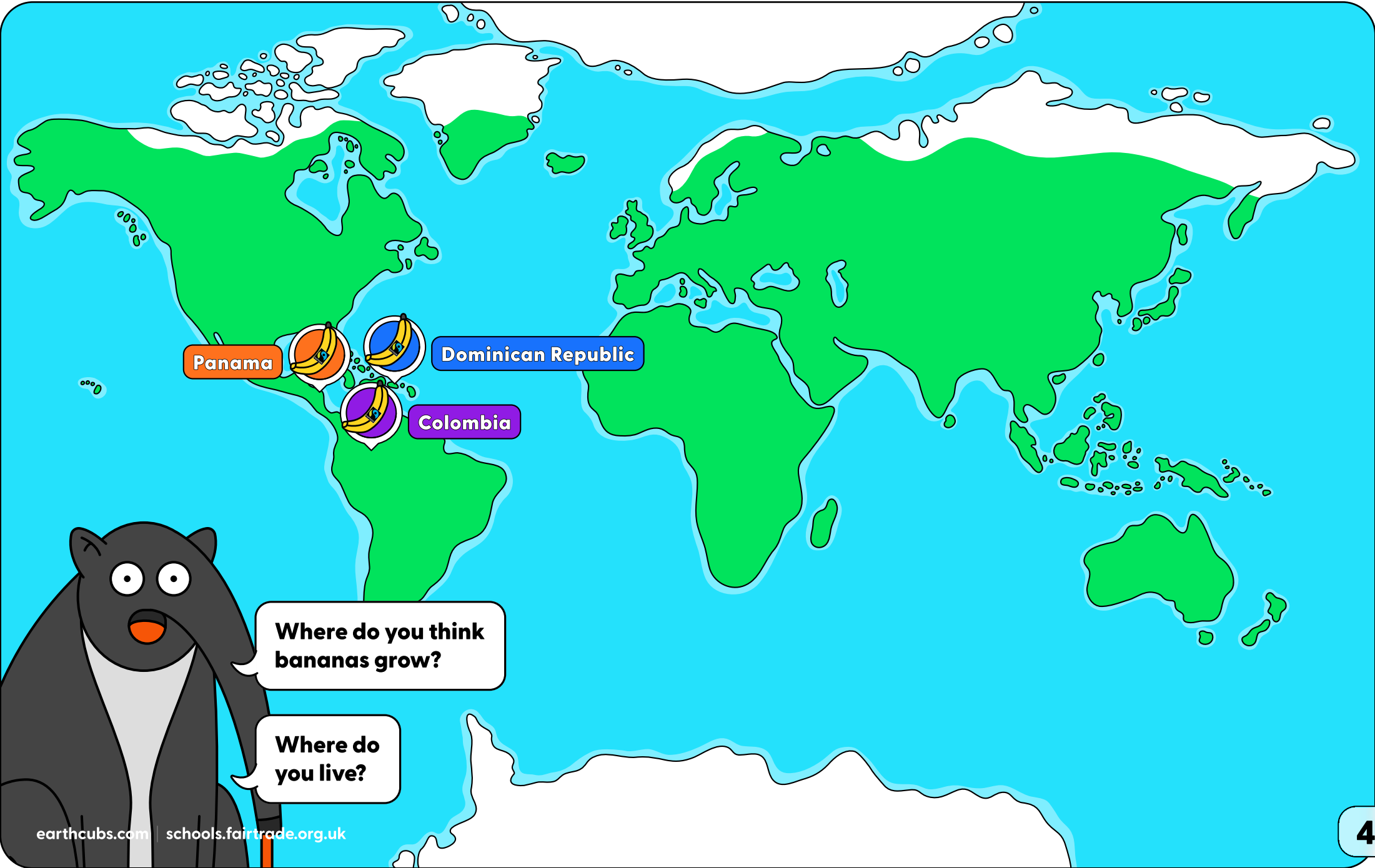
- Discuss prior learning.
- Show children a real banana.
- Ask questions and write children's answers on the board or a large sheet of paper.
- What do you already know about bananas?
- What do you want to know?
- Who eats bananas?

Teaching Steps

- 1 Use the **Earth Cubs map**.
- 2 Give out stickers or post-its. Ask children to put a post-it on the world map and guess where bananas come from.
Reveal the answers.
Bananas are grown in hot climates. They are grown in many countries all over the world. Most Fairtrade bananas come from Latin America and the Caribbean!
- 3 Look at all the places Fairtrade bananas are grown.
What do you notice?
- 4 Use the **A banana's journey** Presentation. Read the slides.
- 5 After each image, ask children to think of an action. E.g. climbing the tree, loading the truck and watering the bananas.
- 6 Choose volunteers to act out the image or do it together as a class.



Map of the World



Panama

Dominican Republic

Colombia


Where do you think bananas grow?

Where do you live?



A banana's journey


From tree to shop.



Hello Earth Cubs!

My name is Antonio the Anteater.

I love ants! I also love ants with bananas.



I always wondered...

How do bananas get to the supermarket?

Shall we find out together?

Let's Learn the World!



These bananas are very special.
When you see this Mark that means
your banana is Fairtrade!


Fairtrade is important.

The FAIRTRADE Mark means that the farmer who grew the bananas was paid fairly for their hard work. It is important that farmers are paid enough money to pay for the things that they need – like food, medicine and clothes.

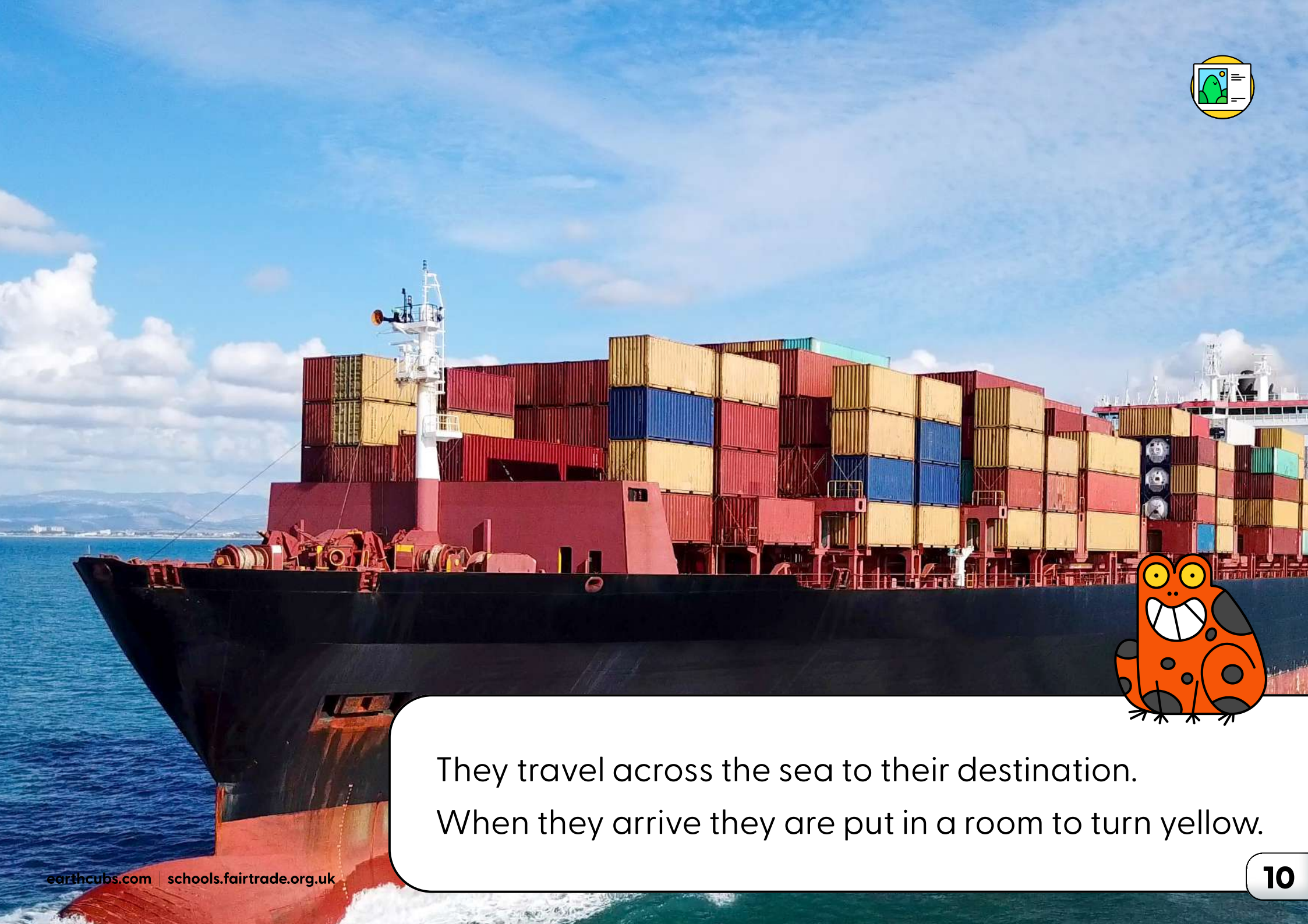




Let's start at the beginning of the story.
Here is the banana on the tree.
The farmers help the bananas.
They give them water.
They keep the bugs away!



The bananas are checked and washed.
The bananas are put into boxes.
A lorry takes them to the boat.




They travel across the sea to their destination.
When they arrive they are put in a room to turn yellow.



They are put back in a lorry and go to the supermarket!
They are taken out of the boxes.
The bananas are placed on the supermarket shelves!



Would you like to try some
bananas with ants?
It's my favourite.



Banana Plantation

Inside activity



Set up a small world banana plantation in a tuff tray.

- soil
- sand
- glass beads
- tape
- scissors
- lollipop stick
- green paper
- blue paper
- toy figures



1
Fill the tuff tray half with sand - half with soil.



2
Make banana trees using a lolly or wooden stick. Curl green paper with scissors then sellotape the paper to the stick.



3
Plant your banana trees in the soil, then fold blue paper, adding glass beads around. This will create your water hole.



4
Add toy figures and now look after your plantation. Make sure it has enough sun and water!

Act it out with Antonio

Inside activity



Pick an image card from the banana journey and act it out!



Pick from plantation.



Choose in the shop.



Transport the bananas.



Wash the bananas.

Can you put the cards in order?



Banana Hide and Seek!

How many bananas can you find with the FAIRTRADE Mark?



earth
cubs





Banana Hands

Inside activity



Make a hand of bananas using playdough.
How many bananas are on your banana hand?



The Super Slow Sloth's Fairtrade Shop


Inside activity




Welcome to the Super Slow Sloth's shop.
Super Slow Sloth sells Fairtrade bananas.

Use boxes, bags, telephone, order pad
and price lists, till, money.

Use teddies as customers.






Make sure you pay them fairly!





Order Pad

Item	Quantity	Price			
					
					

Plenary

Recap the Fairtrade banana's journey.

- Show children a few of the images from earlier.
- Do they remember the actions?
- What is Fairtrade?
- Why is Fairtrade important?
- Why should Earth Cubs care?

